


How do I know if my child receives homework from the teacher?




Register your email to **receive homework alert** and KooBits updates.

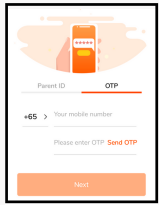
- 1) Click the "Profile" icon on the top right navigation bar.
- 2) Click "Parent Register", key in your contact information and click "Save".

You can also link your child's account via the KooBits Parent App to view his/her learning progress in real time. Additional resources are also available in the app to help support your child's learning.

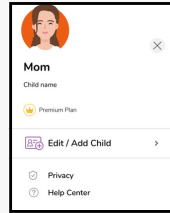
Step 1: Install KooBits Parent App.



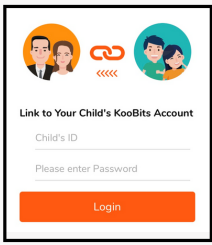
Step 2: Select OTP login.



Step 3: Click top left menu, select "Edit/ Add Child".



Step 4: Enter your child's login details to link account.

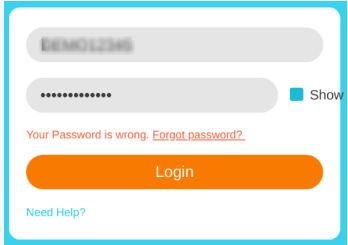


For more details on the Parent App:
1) Visit **inspiration.koobits.com**
2) Click "Parent" on the top menu bar

Where can I get help?

What if my child forgets the password?


1) Click 'Forgot Password?'



2) Select "get password hint" or "reset my password".

Alternatively, you may ask your teacher to reset your password from the teacher's KooBits account or you may contact **KooBits Support Team** at support@koobits.com.

Where can I get more information on how to better support my child's online learning?



Click "Tips & FAQ" to visit **inspiration.koobits.com** for tips to support your child's learning on KooBits.

How do I stay connected for the latest updates on KooBits?

Follow us on social media for the latest updates!



facebook.com/KooBits



instagram.com/KooBits



A guide to help your child learn Math independently and confidently online

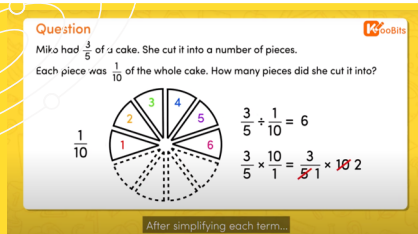


KooBits.com

How does KooBits help my child in learning Math?

As parents, we know how tedious it is to nag at your child to revise on his/ her own. That is why KooBits is designed to help your child learn Math independently, effectively and confidently. Here's how:

1) Use of animated videos and colorful illustrations to provide visual learning aid for your child



Your child can learn independently through thousands of curriculum-aligned video tutorials which are organized by topics before attempting the practice questions.

2) Questions are tailor-made for your child, according to his/ her learning ability

Every day, your child will receive 10 questions from the Daily Challenge. These questions are customized based on your child's proficiency in the different topics and higher ability questions are assigned when your child has mastered the foundation for each topic.

3) Your child is rewarded with KoKo Credits & badges for his/ her daily revision



KoKo credits can be exchanged for a session of Brain Game or a chapter of Adventure on StoryMath!

All it takes is **20 minutes of self-directed learning per day!**

What is the recommended daily routine for my child?



1 Daily Challenge (most popular!)

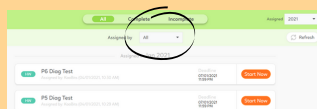
- Let your child try 10 personalized, curriculum-aligned questions per day.
- You can set difficulty level and custom topics by clicking "Daily Challenge" > "Start Challenge" > "Difficulty Settings".

2 Multiplayer (Peer Challenge)

- Positively encourage your child to form buddy groups and practice Math via friendly competitions.
- Your child can issue and receive up to 3 Math challenges daily.

3 Assignment (Homework)


- Select "Teacher" under "Assigned by". Click "Start" to do homework.



4 Mission (Self-Practice)

- Choose a revision topic, select from over 1000 easy-to-follow video tutorials and step-by-step solutions with models and diagrams for your child to learn at his/ her own pace.
- Let your child attempt the topical practice to reinforce learning.
- With unlimited access to all the questions from P1 to P6, you can get your child to revise on the weaker topics to fill learning gaps.

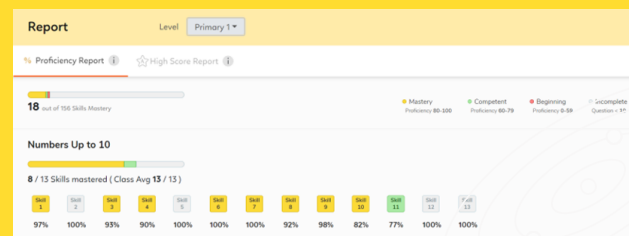
How do I track my child's progress?



Support your child's learning by referencing the real-time reports which provide a glimpse into your child's understanding of the topics and benchmark against the national standards.

To access the reports, click "Report" on the top navigation bar and choose the type of report to view.

Proficiency Report measures your child's proficiency level for each topic. Performance data across the different modules are aggregated for the computation of this percentage. This provides insights to your child's understanding of the topic.



How can I help my child with his/ her weaker topics?

1) Identify topics which your child requires support with. These are highlighted in red on the Proficiency Report.

2) From "Mission" module, select the topic and let your child watch the video tutorial before attempting the self-practice questions.

High Score Report - Stars are awarded based on the number of correct answers. This shows your child's highest score for each topical revision.

